

# izwe step-by-step registration

## 1. Find the sign-up form (from any page on izwe)

about us | contact us | help | English

about us izwe beta explore community live search

izwe  
izwe is where everyone can have a say in how their world works

Email

I forgot my password

Remember me

Log in

Not member yet ?

sign up

Log in with facebook

Connect

Invite your friends

Bexley Talks

join

Information

click the red sign up button

or sign in with a facebook account

Views, ideas, and discussion for a better Bexley

Admins :

43 members

2 conversations

Our website

Blog

(this is it) - it's at [www.izwe.com/sign-up](http://www.izwe.com/sign-up)

about us izwe beta explore community live search

Sign up

this is the sign-up form

Gender Male  Female

Last name\*

First name\*

Display name

Date of birth\* / /

Postcode\*

Visibility  Allow izwe to use your postcode to locate you and your content on the map (Note: We will shield your exact location so you remain anonymous e.g. N1 6DA becomes N1 6)

Email\*

Confirm Email

Password

Confirm password

I accept Community Guidelines and Terms and Conditions of the website

I accept the Privacy Policy of the website

The information collected here is to ensure that participation on izwe is by real people and we are providing age appropriate material. As so much of izwe is based on bringing people together in local areas to make better decisions and collaborate on improving your community we also ask you to provide a postcode. This is used for statistics and can be (if you let us) used to display your content and participation on a map for others to engage with. We never locate you to your exact location in order to protect your identity. Everything on

## 2. Fill in the sign-up form

Sign up

Gender    Male     Female

Last name\*    Smith

First name\*    John    **your 'display name' is the name that will appear to other users on izwe**

Display name    johnsmith

Date of birth\*    03 / 06 / 1960

Postcode\*    N1 6DA

Visibility     Allow izwe to use your postcode to locate you and your content on the map (Note: We will shield your exact location so you remain anonymous e.g. N1 6DA becomes N1 6)

Email\*    \_\_\_\_\_

on the map (Note: We will shield your exact location so you remain anonymous e.g. N1 6DA becomes N1 6)

Email\*    john.smith@izwe.com    **make sure you fill in your email address twice**

Confirm Email    john.smith@izwe.com

Password    ●●●●●●●●    **Choose a password you'll remember (it is case sensitive)**

Confirm password    ●●●●●●●●

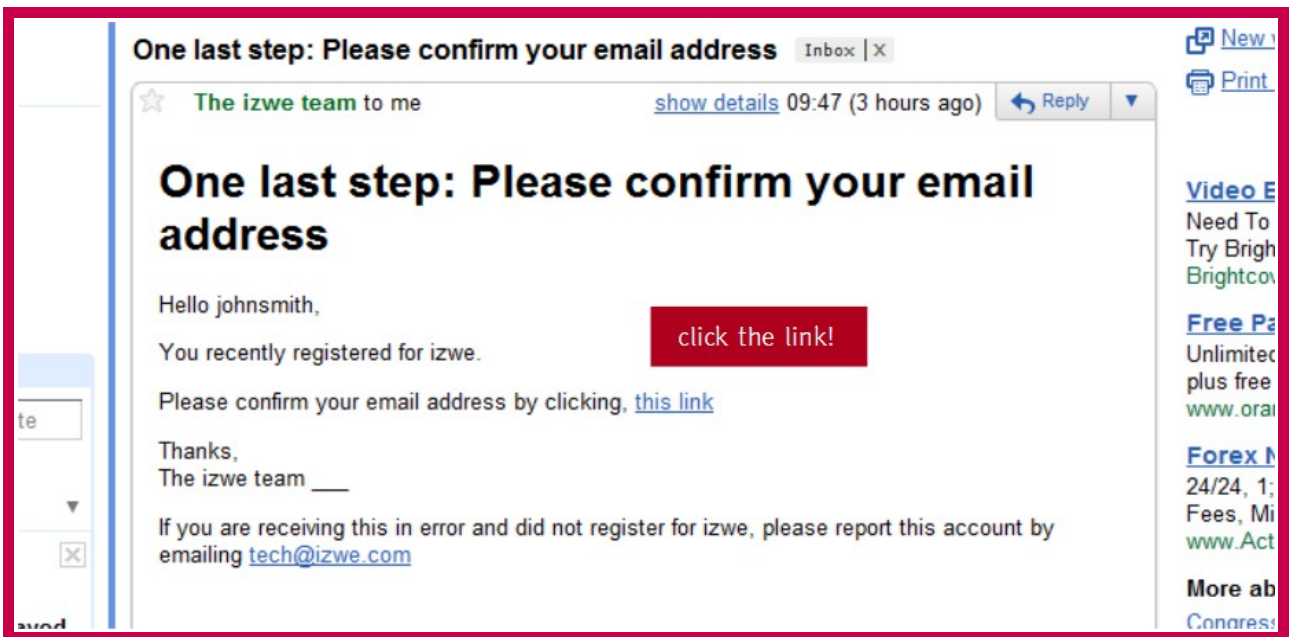
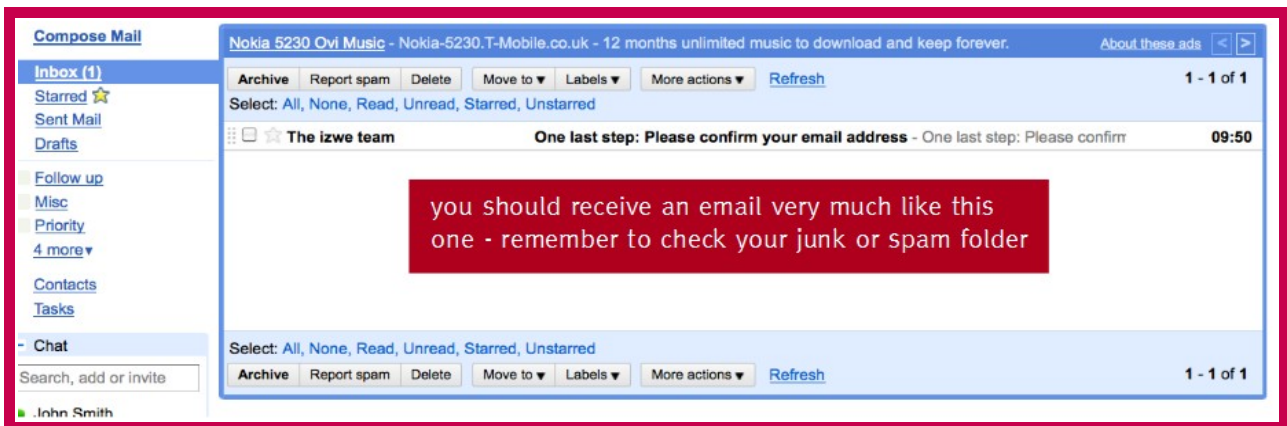
\*  I accept Community Guidelines and Terms and Conditions of the website

\*  I accept the Privacy Policy of the website

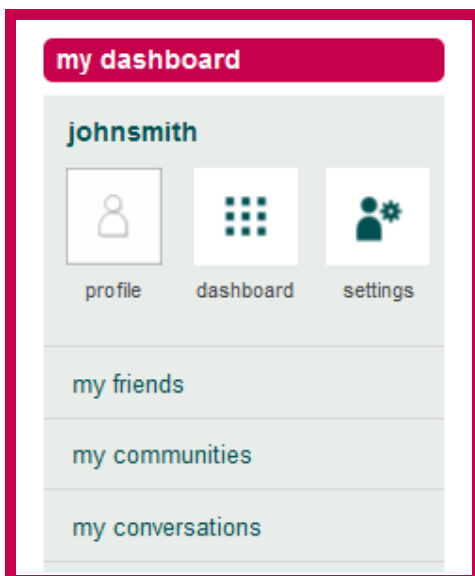
\*mandatory field    **Read these! We've tried to make them not too dry...**    **And click save!**    **Save**

If it gives you an error, go over these instructions once more and check you are filling everything in!

### 3. Click the link in the activation email



### You're done



Go to your settings pages to fill in more details, upload a profile picture, change your password and more...

If you're signing up to join in a particular conversation or community, you may well have received separate or additional instructions.

Remember: when you next go to the site, remember you'll need to sign in in the left hand column, with your email and password, in order to take part in the discussions!

[www.izwe.com](http://www.izwe.com)